



## A step by step guide on how to invest in DAOX

The "DAOX Index" (or ) is a thematic index which seeks to provide investors with a diversified exposure to the nascent and crypto-native DAO space.

[stakeborgdao.com/daox](https://stakeborgdao.com/daox)

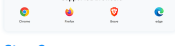


Biggest DAO narratives in one basket

## Step 1 Installing Metamask

- Go to [metamask.io](https://metamask.io)
- Click "Download Now"
- Click "Add to Browser" (i.e. Chrome, Firefox)
- Click "Add extension"

You will know Metamask has been installed when you see the fox logo on the upper right hand corner of your browser.



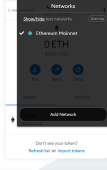
## Step 2 Using Metamask

One of the first tasks you will want to do on Metamask is to install a wallet (or "vault" as Metamask calls it) to hold your cryptocurrencies. To do this, follow the instructions below:

- Click on the Metamask logo in the upper right hand corner of your browser;
- Agree to the terms and conditions. You may have to agree to 2 to 3 pages worth of terms;
- Enter a password and click "Create" to create your wallet;
- You will see a set of 12 "seed words" for your vault. Click "Download this Secret Recovery Phrase" and store it safely since you will need it to access your vault. Also, you can write it down on paper to keep it safe offline too;
- Click "Next" once your seed words are secured and confirm the wallet creation by selecting the seed words in order.

Then you'll be taken into your Metamask wallet!

You are now in the right place, the **Ethereum Mainnet Network**.



## Step 3

Go to [stakeborgdao.com/daox](https://stakeborgdao.com/daox) and click on "INVEST HERE" - you'll be redirected to TokenSets' DAOX Index Page. The image below shows the ten tokens that form our current investment strategy and the current value of one DAOX token.

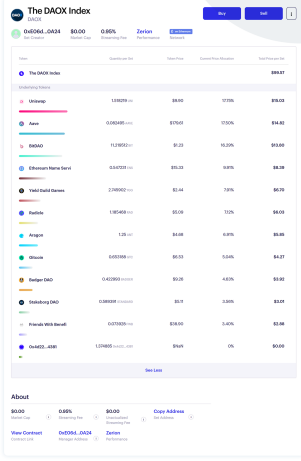


## Other Components

On the bottom of the page you can see DAOX's current **Marketcap**.

The **Streaming Fee** is 0.95% per year and it's the equivalent of a management fee from the traditional finance industry and it's based on the assets under management.

**Unactualized Streaming Fee** is the account where the streaming fee accumulates. The investment strategy manager can redeem this at any time he wants.

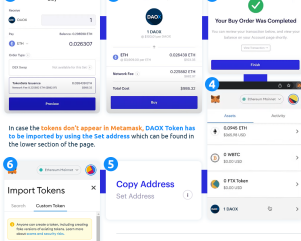


## Step 4 Ways to purchase DAOX

When you click on "BUY" you'll notice that there's two types of orders:

- One from TokenSets through the corresponding Smart Contract for DAOX
- One from DEX Swap (gets connected to a Liquidity Pool)

### Method 1 Get DAOX Through TokenSets



In case the **tokens don't appear in Metamask**, DAOX Token has to be **imported by using the Set address** which can be found in the lower section of the page.

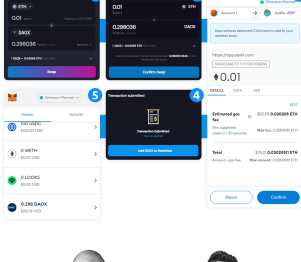
**If you already own some of the tokens that are part of DAOX...**

Then you can use the **Issue window in the top right corner**. The tokens owned can be swapped for the equivalent value in the DAOX Token. For this you have to individually approve each token followed by another transaction which will change the proportions of each asset.

### Method 2 Get DAOX Through SushiSwap

Go to [Sushiswap's ETH - DAOX Pool](https://sushiswap.com/ETH-DAOX-Pool) and follow these steps:

- Enter the amount of ETH you'd like to Swap into DAOX
- Confirm Swap
- Confirm again in Metamask
- You'll be notified to add the DAOX Token to your Metamask account - Click "Add DAOX to Metamask"
- Once the transaction is confirmed, check out your DAOX balance in Metamask.



Vlad



Emil

No matter the question you have in mind, don't hesitate to ask! We'll get back to you in less than 24h.

Our mailing address is: [invest@stakeborg.com](mailto:invest@stakeborg.com)

[CONTACT US HERE](#)